


SAUNAS



#healingwithheat

INDOOR SAUNAS | OUTDOOR SAUNAS | BATHROOM SAUNAS | INFRARED CABINS



ENGLISH



CONTENTS

HEALING WITH HEAT	4
INDOOR SAUNAS	7
Ventura	10
Block	14
Solide	18
Fenix	22
Olympus	26
Variant	30
Variant View	34
BATHROOM SAUNAS	37
Smart Fold 2.0	38
Sirius	40
HYBRID SAUNA	43
OUTDOOR SAUNAS	47
Legend	48
Solide Compact	50
Solide Compact Vision	51
Kammi	52
Kuikka	54
Keitele	55
INFRARED CABINS	57
Spectrum Mini	58
Spectrum Small	59
Radiant Infra	60
SAUNA	
- WHAT IS IT ALL ABOUT?	62
Bench models	64
Panels	66
Glass walls and doors	68
Sauna heaters	70
Safety equipment	72
Lighting	73
Accessories	74



ENJOY

More and more people around the world are recognizing that the sauna is not only a place for peace, relaxation, and socialization - but also a practice which promotes health and well-being. Sauna bathing as a traditional healing method is supported by numerous scientific studies and continues to be a hot topic within the wellness megatrend. In this brochure, you can become more familiar with saunas from Harvia, and get exactly the kind of sauna you want.

Make your sauna into an oasis of well-being

We want to create new, relaxing sauna experiences in the midst of hectic everyday life. There you can find harmony of body and mind – on the sauna bench, in the gentle embrace of heat and steam.

Harvia offers everything your sauna needs

A wood-heated sauna by a lake, an electric sauna in a detached house, an outdoor sauna in the city, an infrared cabin in the living room of an apartment, a steam room at a spa, a mobile sauna on the road or...

What is your dream sauna like? Learn more about Harvia's sauna interiors and find your answer.

We will provide you with everything you need for designing and building a sauna – with more than 70 years of experience. In addition to sauna interior models, you can find sauna heaters, safety equipment and sauna accessories in our selection. Our selection also includes bathroom, indoor and outdoor saunas and infrared cabins.

HEALING WITH HEAT



Sauna's heat is good for the heart

Taking 2–3 sauna baths per week is enough to lower the risk of cardiovascular disease by 20% compared to those sauna bathing only once a week. The risks may decrease by up to 65% the more one sauna bathes.

Laukkanen, Khan, Zaccardi & Laukkanen 2015



Sauna bathing improves sleep quality

A study investigating the connection between sauna bathing and sleep saw a 70% increase in deep sleep during the first two hours and 45% increase in six hours. There was a statistically significant decrease in the participants' staying-up time after sauna bathing.

Putkonen & Elomaa 1976



Sauna bathing is exercise

The heat of the sauna makes the heart pump blood faster, expanding the blood vessels and relieving the heart.

Brunt, Howard, Francisco, Ely, Minston 2016



Sauna bathing improves memory

Sauna bathing twice a week decreases the risk of dementia by one fifth compared to those sauna bathing only once a week. The risk is up to 60% less for people sauna bathing 4–7 times a week.

Laukkanen, Kunutsor, Kauhanen & Laukkanen 2016



Sauna bathing cherishes the skin

The heat of the sauna multiplies the amount of blood pumping through superficial veins, which boosts the skin's metabolism. The skin feels nourished, maintains moisture and stays soft and elastic.

Viinikka 2020



Sauna bathing treats muscles

Sauna is a great place for relaxing tense muscles. However, sauna bathing before exercise prevents muscle pains and increases muscle mobility afterwards.

Khamwong, Paungmali, Pirunsan & Joseph 2015

FIVE TIPS

for energy-efficient sauna bathing

- ✓ 15 to 20 minutes are enough to enjoy the healing impact of heat
- ✓ Start bathing as soon as the sauna is ready – MyHarvia reminds you if needed
- ✓ Renew sauna stones regularly; the sauna room heats up faster
- ✓ Lower the temperature – already 70°C (158°F) generate good bathing experience
- ✓ If your sauna has a drying valve, close it during sauna bathing

The heat of the sauna is often used to heat up the building. The vast majority of the sauna's heat transfers through the glass door and structures to other parts of the building. Most of the sauna's heat is used for heating of the building if heat recovery or air heat pump is in use.



Read more tips for energy-efficient and sustainable use of sauna from www.harvia.com



INDOOR SAUNAS



VENTURA

The Harvia Ventura sauna cabin is our modern flagship sauna cabin with a versatile material selection and easy-to-assemble structure. The streamlined design of the Ventura sauna cabin pleases your eyes and provides the ultimate sauna experience.

Relax - and enjoy the healing heat of the Ventura sauna!



**HYBRID
SAUNA**

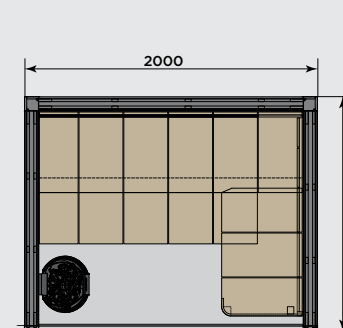
VENTURA

Features

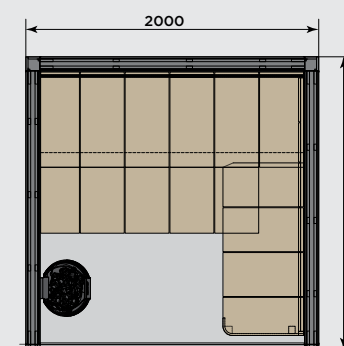
- Easy installation
- Versatile material selection (Ventura panels always inside the cabin)
- Streamlined look with full glass front and enhanced Ventura panels
- Measures and lay-out easily modifiable
- Enhanced PIR insulation
- Available as a hybrid sauna

Product details

- High performance (PIR insulation) for energy efficiency
- Glass wall made of single pane 8mm tempered glass
- Ventura benches with high quality ash veneer on top
- External and internal panels with high quality ash veneer on top
- Wall thickness ca. 100mm width
- Sauna heater sold separately




SHV1620




SHV2020

Wall material



Ash

Bench material



Ash

Technical details	SHV1620	SHV2020
Persons	1-3	1-6
Width x Depth x Height, mm	2000x1600x2100	2000x2000x2100
Net weight, kg	315	360
Recommended heating output, kW	4-6	9-16



BLOCK

The Harvia Block sauna cabin is custom made to match your desire. Thanks to the innovative structure, the Block sauna is extremely easy to assemble. We combined the finest materials with a revolutionary structure to guarantee your relaxation before and after heating up your sauna.



BLOCK

Features

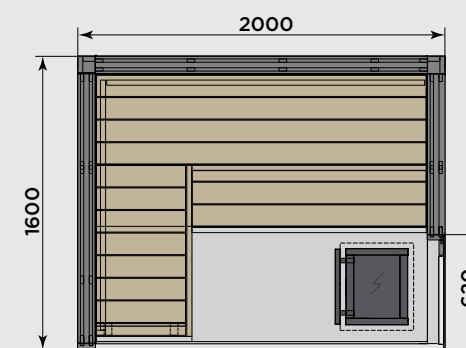
- Block sauna cabins can be tailored to fit your premises and taste, there is also two standard sizes available
- Extremely fast installation
- Mix and match the panel of your choice (alder, aspen, heat-treated aspen, or heat-treated brushed alder). Spruce is available for nonvisual surfaces
- Open and spacious feeling with high quality black framed tempered glass. Improve your sauna's look with one or two glass corners
- Enhanced insulation
- Additional RGBW Led lights in horizontal or vertical orientation
- Available as a hybrid sauna

Product details

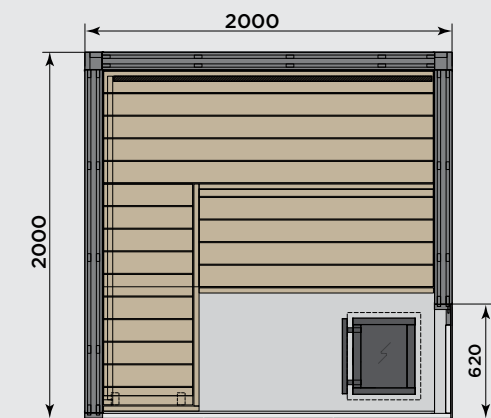
- High performance (PIR insulation) for energy-efficiency
- Glass walls are made of single pane 8mm tempered glass
- Depth and width can vary from 1.3m to 2.5m
- Block benches are equipped with sturdy 42x66 spruce frames
- Wall thickness ca. 100mm width
- Sauna heater sold separately



HYBRID
SAUNA



SHB1620ALD




SHB2020ALD


Wall material options



Alder



Heat-treated brushed alder



Aspen



Heat-treated aspen


Bench material options



Alder

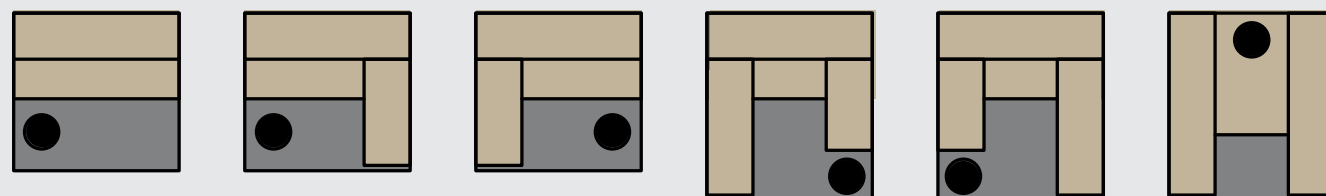


Heat-treated aspen



Aspen

Layout options for tailored Block saunas



Technical details	SHB1620ALD one glass corner	SHB2020ALD one glass corner
Persons	1-3	1-6
Width x Depth x Height, mm	1600x2000x2100	2000x2000x2100
Net weight, kg	315	360
Recommended heating output, kW	4-6	9-16



SOLIDE

The Harvia Solide sauna cabin combines long sauna traditions with a fresh and modern design. You can surface-treat the sauna with the shade of your choice to ensure a suitable look for the interior of your home.



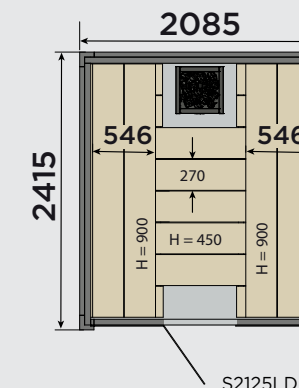
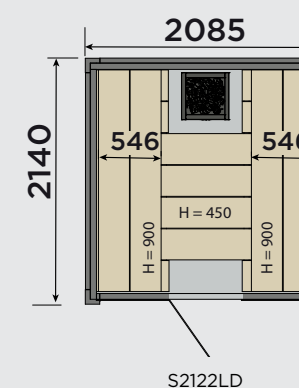
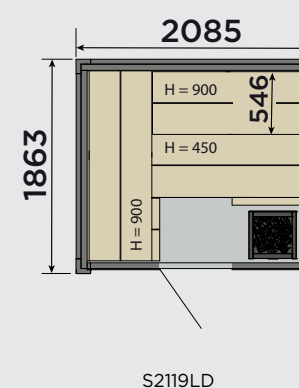
SOLIDE

Features


- The surfaces can be treated with tinted sauna finish/wax or left untreated to emphasize their pale spruce color
- The bench options include a continuous bench and single sauna seats that are easy to move
- The indoor sauna installation package includes wall and ceiling beams with finished wood surfaces, windows, glass doors, a Harvia Virta HL110 electric heater with Harvia Xenio CX110 control unit
- Pail and ladle set as well as Harvia Legend sauna lights are also included in the delivery
- Stone wall as additional option

Product details

- Element cabin made of 56mm GLT (glue-laminated timber) spruce. Walls and ceiling non-treated
- The benches are made of 42mm GLT spruce and are tailored to the dimensions of the sauna
- Solide benches can be stained to black, white, gray or left to natural wood color
- Glass walls are made of single pane 8mm tempered glass



Bench staining options



Technical details	S2119LD	S2122LD	S2125LD
Persons	1-6	1-6	1-6
Width x Depth x Height mm	2085x1863x2098	2085x2140x2098	2085x2415x2098
Net weight, kg	650	659	682
Recommended heating output, kW	8-9	8-9	8-9



FENIX

The Harvia Fenix sauna is an ode to ancient sauna culture. The dark design is inspired by the traditional smoke sauna, with light benches adding a modern edge to the look.

Harvia's Fenix prefabricated saunas are equipped with a large, impressive glass wall. With the optional RGBW LED lights, you can easily create a different atmosphere in the sauna, making each experience unique and new.



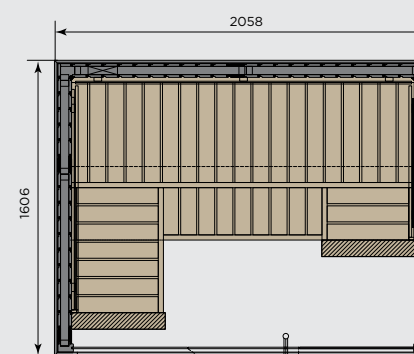
FENIX

Features

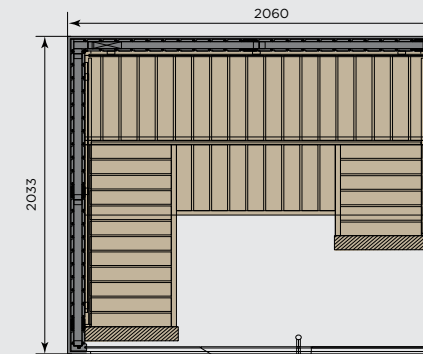
- Element cabin made of black treated spruce
- Roof element with roof rim
- Formula sauna interior made of aspen wood
- 1 x 600mm bench and 3 x 500mm benches
- Ventilation slit, backrests and intermediate bench panel included
- Optional RGBW led lights
- Layout can be installed in right or left orientation

Product details

- Glass fiber insulation with aluminum foil vapor barrier
- Door made of single pane safety glass (600 x 1897 x 8mm) left or right hinged
- 2 x single pane safety glass elements, clear (629 x 1939 x 8mm)
- 15mm sturdy black treated tongue and groove boards
- Wall thickness ca. 75mm width
- Sauna heater sold separately



SHF1620S




SHF2020S

Wall material



Black treated spruce

Bench material



Aspen


Technical details	Fenix 1620	Fenix 2020
Persons	1-6	1-6
Width x Depth x Height, mm	2058x1606x2016	2060x2033x2016
Net weight, kg	306	360
Recommended heating output, kW	7.5-11	9-16



OLYMPUS

A large, modern indoor sauna cabin - Olympus makes a bold statement with with a spacious interior to guarantee soft steam.

Heat and steam in the Olympus lifts you to new heights among the clouds.



OLYMPUS

Features

- Contemporary look with full glass front and Nordic spruce lumber
- Modern ready-made indoor sauna includes Linden benches and LED-lighting
- Easy installation

Product details

- Walls and ceiling made of solid Nordic spruce
- Benches made in linden
- LED-lights included
- Volume: 10,3m³
- Sauna heater sold separately

Wall material

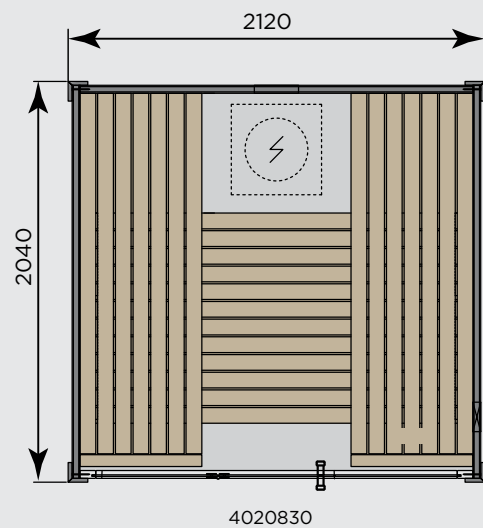


Untreated spruce solid wood

Bench material



Linden



Technical details	Olympus 2x2
Persons	1-4
Width x Depth x Height mm	2120x2040x2060
Net weight, kg	520
Recommended heating output, kW	9-11





VARIANT

The Harvia Variant sauna selection offers you a wide scale of opportunities to build your dream sauna experience. The Variant sauna is also the most flexible of Harvia's sauna designs: you have several options for wall and ceiling panelling, and you can choose the windows and the tone of the doors that best match your personal taste.

VARIANT



Features

- Variant sauna is completely insulated and energy efficient
- Easily installable standard sauna cabin
- Modern Finnish design with vertical wall paneling
- Always equipped with glass door
- Adjustable feet ensure perfect fit to the floor

Product details


- Panels on both sides in spruce and Formula benches in aspen as a standard
- Optional bench materials for Formula benches: Alder and heat-treated aspen
- Optional bench design: Exclusive Air in alder, aspen or heat-treated aspen
- Optional wall paneling materials: aspen, alder and heat-treated aspen
- Delivered as complete sauna kit

Standard wall material




Spruce

Standard bench material




Aspen

Wall material options



Alder



Aspen



Heat-treated aspen

Bench material options



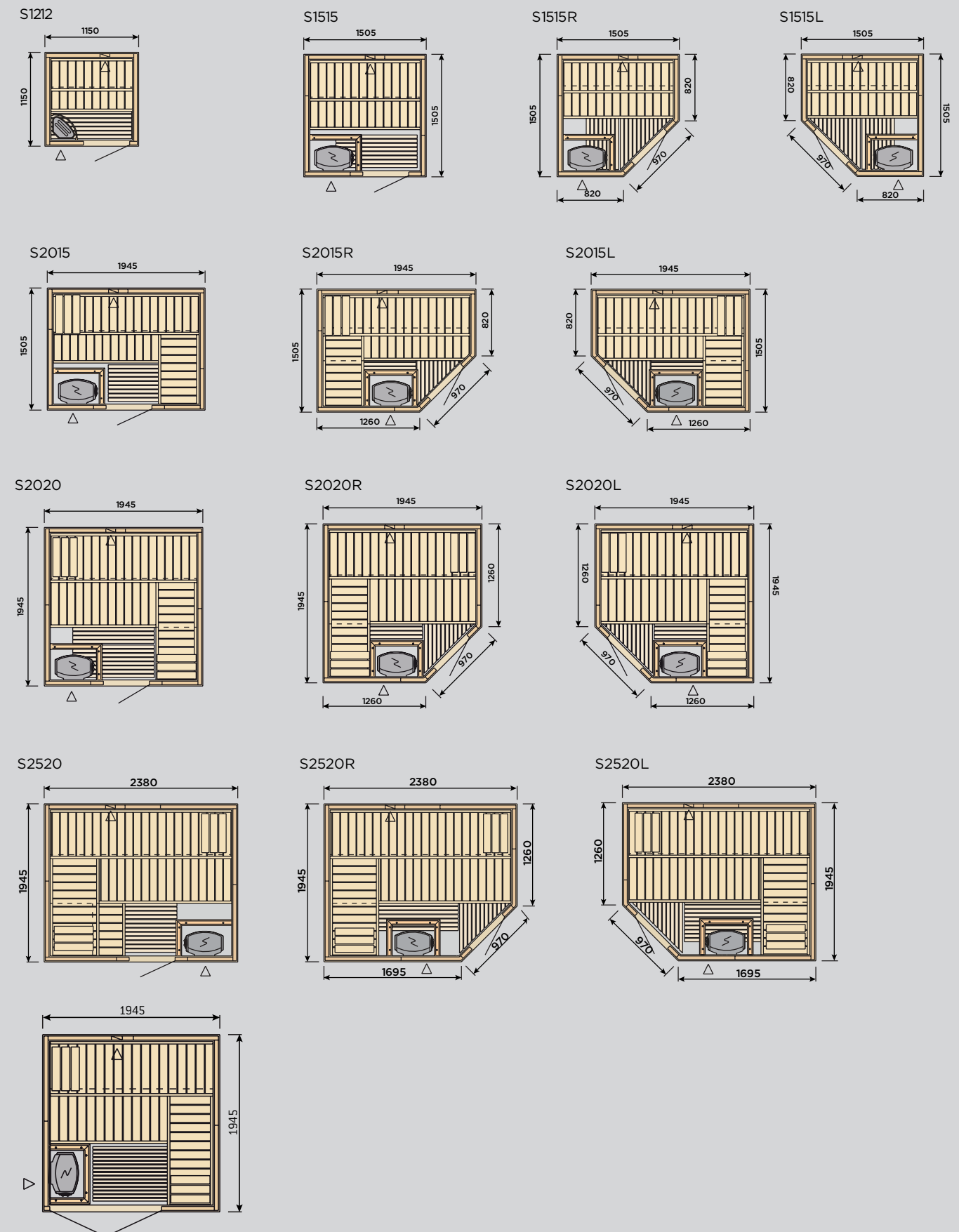
Alder



Heat-treated aspen

Technical details	S1212	S1515 S1515R S1515L	S2015 S2015R S2015L	S2020 S2020R S2020L	S2520 S2520R S2520L
Persons	1-2	1-3	1-5	1-4	1-6
Width x Depth x Height, mm	1150x1150x2030	1505x1505x2030	1945x1505x2030	1945x1915x2030	2380x1945x2030
Net weight, kg (straight/corner version)	198	245/227	285/301	327/332	389/373
Heater included	Delta, D36	Vega, BC45	Vega, BC60	Vega, BC60	Vega, BC80

Layout & size options



Double doors are available for the models S2020 and S2520.



VARIANT VIEW

The Variant View sauna cabin is an easily assembled standard sauna cabin with customizable bench layout options. High-quality large glass walls on the front, let in natural light and create an open and spacious feeling. A warm and inspiring ambience can be instantly created with the optional DMX – controlled color lights. Both exterior and interior walls and ceiling are made of natural spruce and benches are made of light aspen.



VARIANT VIEW



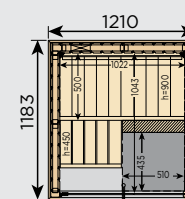
Features

- Modern Finnish design with vertical spruce wall paneling
- Easily installable standard sauna cabin
- Full glass front let in natural light and create spacious feeling
- Optional RGBW LED-lights creates inspiring ambience
- Bench layout can be installed in right or left orientation

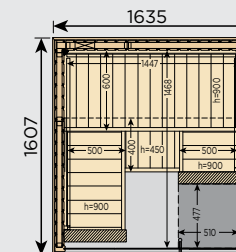
Product details

- Formula benches made of aspen wood
- External and internal panels made of spruce
- Fiberglass insulation with aluminum foil vapor barrier
- High quality full glass front made of single pane safety glass
- Sauna heater sold separately

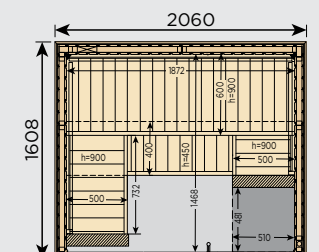
Layout & size options



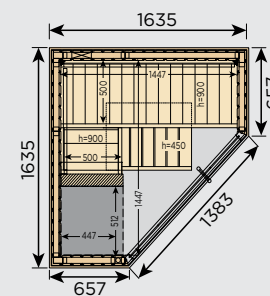
S1212SV



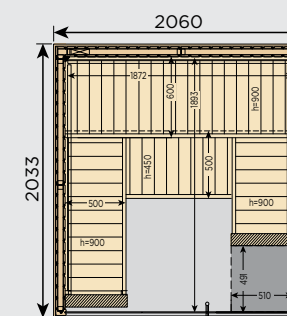
S1616SV



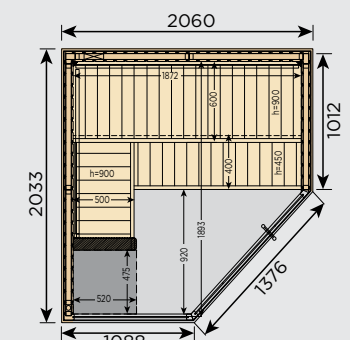
S1620SV



S1616CV



S2020SV



S2020CV

Technical details	S1212SV	S1616SV	S1620SV	S2020SV	S1616CV	S2020CV
Persons	1-2	1-4	1-5	1-6	1-4	1-5
Width x Depth x Height, mm	1210x1183x2020	1635x1607x2020	2060x1608x2020	2060x2033x2020	1635x1635x2020	2060x2033x2020
Net weight, kg	233	306	370	390	293	395
Recommended heating output, kW	3.6	6	6-7	8-9	max. 6	8-9

Wall material



Spruce

Bench material



Aspen



BATHROOM SAUNAS



SHSF1212WL

SMART FOLD 2.0

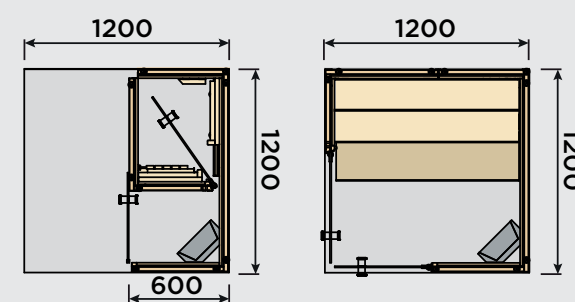
Features

- Harvia's SmartFold 2.0 sauna is a real space wonder. When the sauna is not in use, it can be conveniently folded up, saving a significant amount of floor space compared to conventional saunas.
- This sauna seats up to 2 persons, and is delivered as a pre-assembled sauna kit that's easy to install and does not require electrical wiring
- SmartFold 2.0 features two glass doors and two foldable benches. As such, it is wheelchair-accessible
- The outer walls are water-resistant and can be used as a shower wall
- The outer wall can also be decorated with tiles or wallpaper to match the bathroom's design

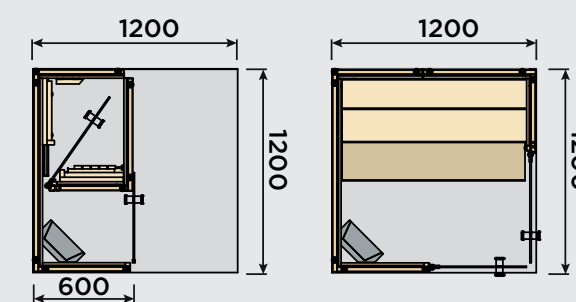
Product details

- Standard delivery with Solide benches and panelling in black or white extra wide spruce sauna panels
- PUR insulation guarantees energy-efficient sauna heating
- Delta D36XE sauna heater included
- Integrated LED light and switch in the control panel
- Integrated safety switch enabling heating only when the sauna is open

Layout & size options



SHSF1212WL / SHSF1212BL



SHSF1212WR / SHSF1212BR

Wall material



Transparent white spruce



Black treated spruce

Bench material



Transparent white spruce



SHSF1212BR

Technical details	SHSF1212BR	SHSF1212BL	SHSF1212WR	SHSF1212WL
Persons	1-2	1-2	1-2	1-2
Width x Depth x Height, mm	1200x1200x2080	1200x1200x2080	1200x1200x2080	1200x1200x2080
Net weight, kg	291	291	291	291
Heater included	Delta D36XE	Delta D36XE	Delta D36XE	Delta D36XE



SIRIUS

Features

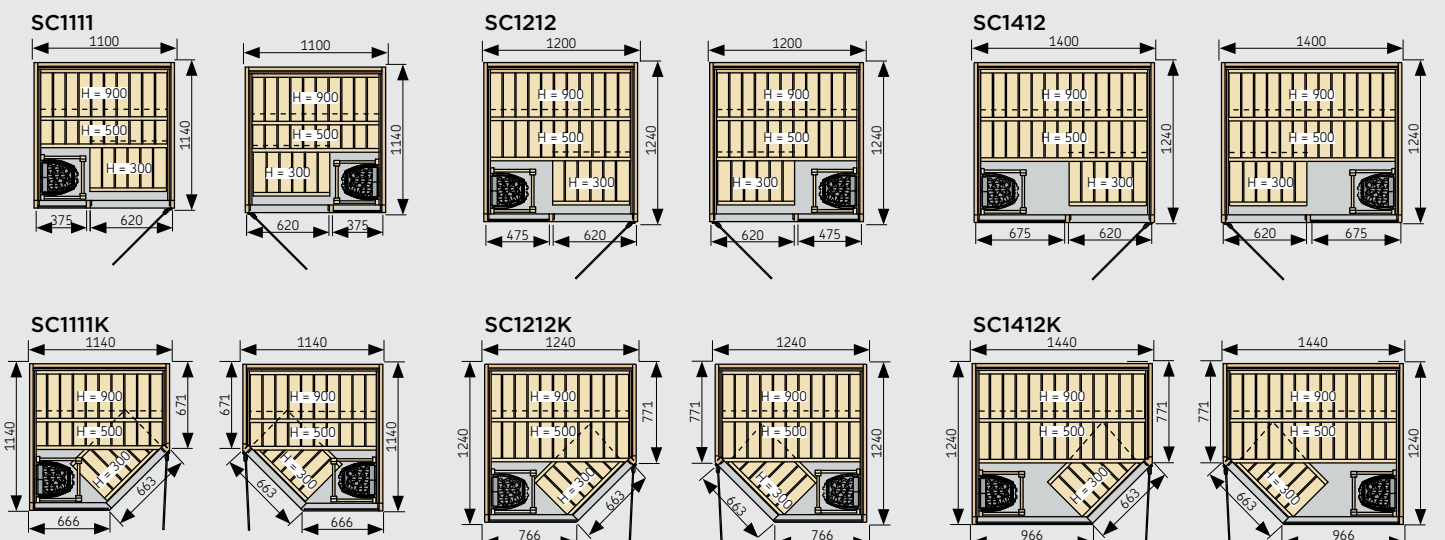
- Harvia Sirius is a compact and modern bathroom sauna model that seats up to 2 persons, and is delivered as a pre-installed sauna kit that's easy to assemble and does not require electrical wiring
- Sirius features a large glass wall and a glass door with a tall door handle, and light colored alder wood benches and wall panels
- The outer walls are water resistant and can be used as a shower wall
- The outer wall can also be decorated with tiles or wallpaper to match the bathroom's design

Product details


- Standard delivery with Formula benches and paneling in alder
- Alternative wood material for Formula: aspen
- Alternative paneling: aspen or with additional price heat-treated aspen
- Vega Compact BC35 sauna heater and steel accessories set: bucket, ladle and thermo-/hygrometer included in delivery
- Optional accessories include fiber optic lights, decorative wooden lattice and side cover



Layout & size options



Standard panel material




Alder

Standard bench material



Alder

Wall material options




Aspen



Heat-treated aspen

Bench material option




Aspen

Technical details	SC1111	SC1212	SC1412	SC1111K	SC1212K	SC1412K
Persons	1-2	1-2	1-2	1-2	1-2	1-2
Width x Depth x Height, mm	1100x1140x2080	1200x1240x2080	1400x1240x2080	1140x1140x2080	1240x1240x2080	1440x1240x2080
Net weight, kg	250	250	311	258	283	250
Heater included	Vega Compact BC 35	Vega Compact BC 35	Vega Compact BC 35	Vega Compact BC 35	Vega Compact BC 35	Vega Compact BC 35



HYBRID SAUNA



HYBRID SAUNA

Having trouble choosing between traditional sauna with an electric heater and infrared room? Why not combine them! You can install our infrared panels into the traditional sauna and control them separately. The slim and sleek design of our infrared panels doesn't require much space, and the panels can be integrated, for example, into the backrest of our saunas.

Where traditional sauna relies on indirect body heating (warm air touching the skin), an infrared radiator directly affects to your body. Traditional sauna normally takes 20 to 90 minutes to heat up but an infrared radiator starts working in 10 to 15 minutes. By combining these two different heat sources in your sauna you can enjoy them both by starting with the infrared and then moving on to the traditional sauna and higher temperatures. Alternatively, you can use them separately depending on your needs and preferences. Infrared saunas use thermal radiation which provides deeper, targeted heating of the body. This results in deeper sweating and a lower ambient temperature. In fact, infrared saunas usually operate between 45 to 60°C while traditional saunas are usually warm from 60°C upwards. Our infrared elements work up to 60°C and from there on you can enjoy the traditional sauna.

Hybrid saunas combine the best aspects of infrared and traditional sauna in one sauna.

Infrared shares the health benefits of the traditional sauna. For example, it can lower your risk for heart and vascular diseases and help your muscles recover and relax. In addition to these physiological effects, sauna bathing also has beneficial psychological effects, such as releasing endorphins and improving the quality of sleep.

Infrared heat is safe and suitable for anyone who values efficiency and deep muscle relaxation. We especially recommend infrared to people who lead busy lives and appreciate the speed and convenience of infrared solutions.

If the sauna is available as a hybrid sauna you will recognise it from this symbol

**HYBRID
SAUNA**



OUTDOOR SAUNAS



SHL3410



SHL3499


LEGEND

Features

- Delivered assembled (heater and chimney is installed on site)
- Interior and exterior of black painted softwood plywood and waned softwood
- Smoke gray heat-tempered glass window
- Smoke gray glass door with magnetic lock. Sauna's door can be locked only when the sauna is not in use. The lock prevents the door from opening in harsh weather and secures that children cannot enter the sauna without the presence of adults

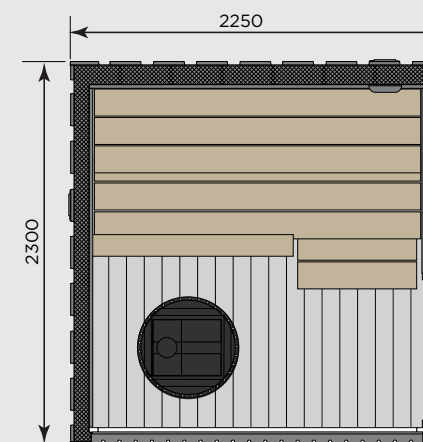
Product details

- Window width 1950 x height 1840mm
- Ceiling beams 45 x 95mm
- Wall thickness on sidewalls 122mm & on back wall 137mm
- Insulation: 30 mm high performance PIR insulation board
- Roof material: tin, thickness 187mm
- Window material: Double-glazed glass (8mm + 6mm tempered glass), space between glasses 8mm filled with Argon gas



Cross-section of the wall

1. Inner wall – sheathed horizontal panel 22mm
2. Plywood 9mm
3. Inner wall vertical framing 9mm
4. Frame 45mm (Note: the frame on the rear wall is 70mm)
5. Aluminum-coated insulation 30mm (polyurethane)
(The insulation is inside the frame and creates a 15mm air gap)
6. Outer wall horizontal framing 15mm
7. Plywood 9mm
8. Outer wall – sheathed vertical panel, 22mm



Technical details	SHL3410	SHL3499
Persons	1-6	1-6
Width x Depth x Height, mm	2250x2300x2550	2250x2300x2550
Net weight, kg	1400	1150
Heater included	Harvia Legend 240 GreenFlame	Harvia Legend Pro PO11E 11 kW



1-4



1-4



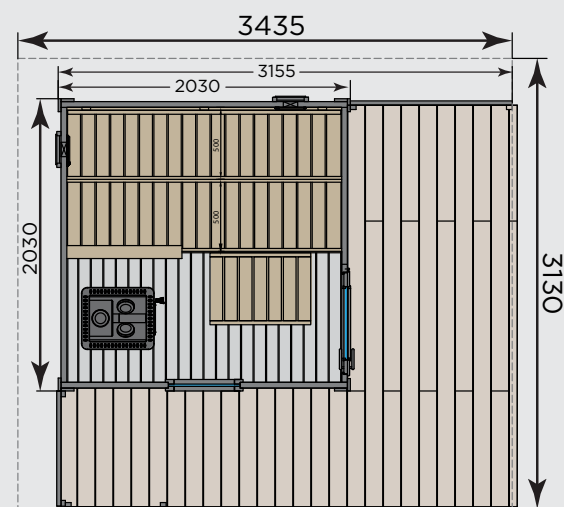
SOLIDE COMPACT

Features

- The Solide Compact is a compact sized, easy-to-assemble outdoor sauna that seats up to 4 people
- floor to ceiling window
- The large windows together with a lockable glass door bring natural light beautifully to the sauna
- terrace space to cool off
- Light-colored spruce benches


Product details

- Constructed of thick 40mm spruce beams, and the exterior walls can be painted in the color of your choice
- Window material: Double pane glass (4mm + 4mm tempered glass), space between glasses 8mm
- Door glass: Double pane glass (4mm + 4mm tempered glass), space between glasses 8mm
- Sauna foundation made of pressure impregnated timber
- Wood-burning heater recommended



SLDC02PS

Wall material



Spruce

Bench material



Spruce

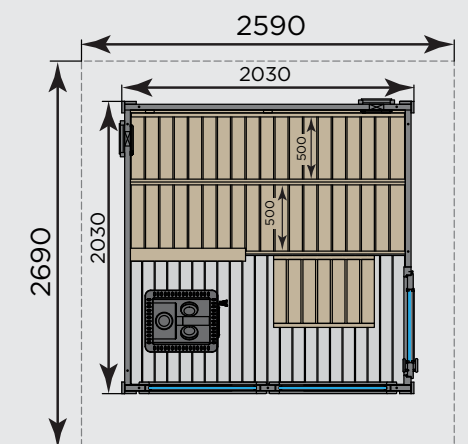
SOLIDE COMPACT VISION

Features

- The Harvia Solide Compact Vision is a compact-sized and bright outdoor sauna
- Solide Compact Vision seats up to 4 people
- The large windows together with a lockable glass door bring natural light beautifully to the sauna
- Easy and quick to assemble even in a day
- Light-colored spruce benches

Product details:

- Constructed of thick 40mm spruce beams, and the exterior walls can be painted in the color of your choice
- Window material: 2 x Double pane glass (4mm + 4mm tempered glass), space between glasses 8mm
- Door glass: Double pane glass (4mm + 4mm tempered glass), space between glasses 8mm
- Sauna foundation made of pressure impregnated timber
- Wood-burning heater recommended



SLDCV01PS

Technical details	SLDC02PS	SLDCV01PS
Persons	1-4	1-4
Width x Depth x Height, mm	3210x2835x2700	3210x2835x2700
Net weight, kg	760	730
Recommended heating output, kW	9-11	9-11



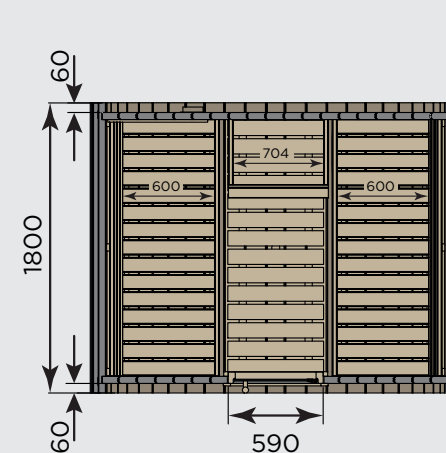
KAMMI

Features

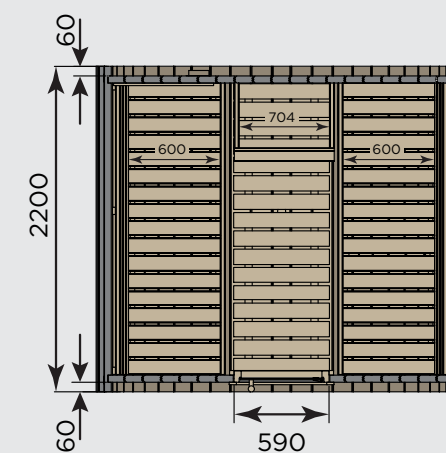
- Delivered in reasonably sized package, easily fit to any sized yard
- Easy installation with two people
- 2 benches (width: 60cm)
- 2 backrests
- Floor grate 2-piece
- Incl. roof covering - bitumen roof shingle black
- Heater safety railing
- Ideal for use with wood-burning heater, chimney and safety accessories

Product details:

- Cabin made of spruce wood, planks 40mm (wall 44mm)
- interior made of aspen wood
- White light LED bar, dimmable, 76cm long
- Clear glass door made of 8mm tempered glass
- Feet made of pressure impregnated timber




Kammi 180




Kammi 220

Wall material



Spruce

Interior material



Aspen

Recommended accessories for wood-burning heater (purchased separately)



Steel chimney



Steel chimney damper plate



Protective sheath



Protective bedding

Technical details	Kammi 180	Kammi 220
Persons	2-4	2-6
Width x Depth x Height, mm	590x1800x2250	590x2200x2250
Net weight, kg	620	640
Recommended electric heater output, kW	6-8	6-9




Delivered as a complete sauna kit

Includes:

- Black roofing shingles
- wood-burning stove Harvia 20 Pro
- protective sheath WL550,
- protective bedding WL100
- chimney 2000mm
- or substitute wood-burning stove for Electric heater Harvia Senator (9 kW) + control unit C150.



1-6



1-6



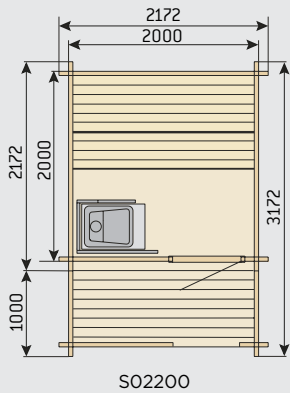
KUIKKA

Features

- Harvia Kuikka is a traditional cabin sauna that encompasses the authentic sauna experience
- Front porch area which serves as a place to cool off between sauna rounds
- Black roofing shingles included
- Delivered as a complete sauna kit
- Includes: wood-burning stove Harvia 20 Pro, protective sheath WL550, protective bedding WL100 and chimney 2000mm or Electric heater Senator (9 kW) + control unit C150

Product details

- Made of high quality 45mm thick Nordic spruce timber
- Window material: One pane glass (4mm tempered glass)
- Door glass: One pane glass (4mm tempered glass)



Wall material



Spruce

Bench material



Spruce

KEITELE

Features

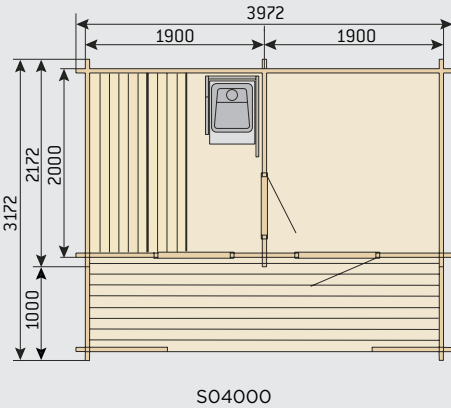
- Harvia Keitele is a larger traditional cabin sauna that encompasses the authentic sauna experience.
- Front porch area which serves as a place to cool off between sauna rounds
- Keitele sauna also includes a comfortable living area with a window
- Black roofing shingles included
- Delivered as a complete sauna kit
- Includes: wood-burning stove Harvia 20 Pro, protective sheath WL550, protective bedding WL100 and chimney 2000mm or Electric heater Senator (9 kW) + control unit C150

Product details:

- Made of high quality 45mm thick Nordic spruce timber
- Window material: One pane glass (4mm tempered glass)
- Door glass: One pane glass (4mm tempered glass)



Technical details	Kuikka	Keitele
Persons	1-4	1-6
Width x Depth x Height, mm	2172x3172x2508	3972x3172x2679
Net weight, kg	800	1380
Recommended heating output, kW	9-11	9-11





INFRARED CABINS



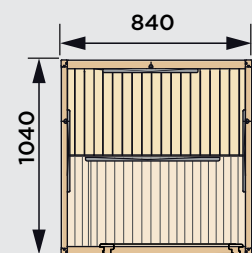
SPECTRUM MINI

Features

- The Spectrum mini is a one-person infrared cabin designed with a single purpose in mind – provide the best experience in a modern looking cabin
- Full spectrum infrared radiator, together with infrared panels ensure that you will feel completely relaxed and rejuvenated after a session in a Spectrum cabin
- As a bonus, the white exterior combined with the hemlock interior is guaranteed to bring a touch of modern appeal to whichever room the cabin is placed in

Product details

- 1 x 350 W full spectrum radiators for the back
- 4 x 225 W infrared panels on the side
- 1 x 200 W infrared panel for legs
- Reading light
- Built-in speakers. Support for Bluetooth, FM and USB
- Built-in control panel to adjust temperature, lights, time etc.



SGS810

SPECTRUM SMALL

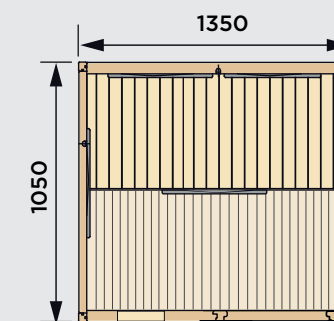
Features

- The Spectrum small is a two-person infrared cabin designed with a single purpose in mind – provide the best experience in a modern looking cabin
- Two full spectrum infrared radiators, together with 5 infrared panels ensure that you will feel completely relaxed and rejuvenated after a session in a Spectrum cabin
- As a bonus, the white exterior combined with the hemlock interior is guaranteed to bring a touch of modern appeal to whichever room the cabin is placed in. Finally, the chromatherapy solution, smartly integrated inside the cabin will also leave you with a sense of relief and pure joy


Product details

- 2 x 350 W full spectrum radiators for the back
- 2 x 380 W infrared panels on the side
- 1 x 350 W infrared panel for legs
- 1 x 220 W infrared panels on the back
- 1 x 75 W for feet
- Chromatherapy lights
- Built-in speakers. Support for Bluetooth, FM and USB
- Built-in control panel to adjust temperature, lights, time etc.

Technical details	SGS810	SGS1310
Persons	1	1-2
Width x Depth x Height, mm	840x1040x1950	1350x1050x1950
Net weight, kg	142	226
Exterior material	Melamine board	Sheet Molding Compound
Interior material	Hemlock	Hemlock



SGS1310



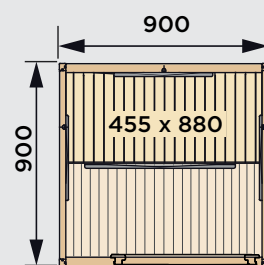
RADIANT INFRA

Features

- Room for one person
- Infrared panels temperature-ready in a moment's notice
- Targeted infrared radiation from nearly all directions
- Mild, dry heat for relaxing muscle tension
- Cozy and quiet space, suitable for relaxation and meditation

Product details

- 4 heating elements
- 1 x back wall panel 380 W
- 2 x side wall panels 380 W
- 1 x panel under bench support 200 W
- Built-in speakers. Support for Bluetooth, FM, and USB
- LED lighting and multiple color options
- Externally mounted control panel



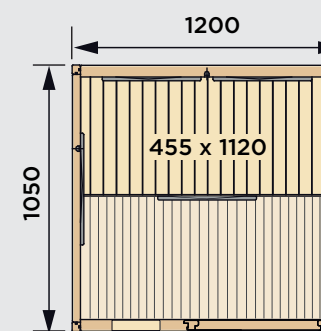
SGC0909BR

Features

- Room for two persons
- Infrared panels temperature-ready in a moment's notice
- Targeted infrared radiation from nearly all directions
- Mild, dry heat for relaxing muscle tension
- Cozy and quiet space, suitable for relaxation and meditation

Product details

- 5 heating elements
- 2 x back wall panels 380 W
- 2 x side wall panels 380 W
- 1 x panel under bench support 300 W
- Built-in speakers. Support for Bluetooth, FM, and USB
- LED lighting and multiple color options
- Convenient remote control



SGC1210BR

Technical details	SGC0909BR	SGC1210BR
Persons	1	1-2
Width x Depth x Height, mm	900x900x1910	1200x1050x1910
Net weight, kg	93	124
Interior wall material	Hemlock	Hemlock
Exterior wall material	Dark Mahogany	Dark Mahogany

SAUNA

- WHAT IS IT ALL ABOUT?

Harvia provides a wide range of sauna types for different needs: indoor saunas, bathroom saunas, and outdoor saunas. Choose your sauna to match your personal taste.



INDOOR SAUNAS

Ready-made sauna cabins are available with many different features and materials. Indoor sauna models can be installed anywhere enough room is found indoors. Great looks and easy installation in the same package.

BATHROOM SAUNAS

A bathroom sauna is a great choice if you don't have a separate space for a sauna. Harvia's bathroom saunas can be installed easily in your bathroom and are designed to utilize space efficiently. Bathroom saunas feature standard electrical connections and water-resistant materials.

OUTDOOR SAUNAS

Make the sauna part of your backyard oasis. Our outdoor saunas are available in many different shapes and sizes, and customized to suit your needs. From the backyard, to the lake shore, or anywhere outdoors - you can decide where your healing with heat experience is taking place.

INFRARED CABINS

Infrared cabins are designed to be used indoors, providing therapeutic heat at a moment's notice. Infrared panels can be included as an additional design option in many sauna models as well.


How you can tailor your sauna?

- 1 Layout – orientation of heater and benches in the sauna room
- 2 Bench model – style of benches to be chosen as an option in some saunas. Most bench models have various wood options to choose from.
- 3 Panels – wood material used for the walls and ceiling of the sauna
- 4 Glass walls and doors – different options for glass tint color and door handles included in some saunas
- 5 Heater – the heart of your sauna
- 6 Safety equipment - for peace of mind and safe steam (railing, sheath, door sensor)
- 7 Lighting – for safety and for style
- 8 Accessories – pails, ladles, textiles, sauna scents and more! Personalize your sauna experience with these final customizations

INDOOR OPTIONS

OUTDOOR OPTIONS

INFRA




BENCH MODELS



Block


Block benches make a bold statement in modern and traditional sauna designs. The available materials include aspen, heat-treated aspen, and alder. Block benches provide a sturdy frame for your sauna interior and are made to order according to your needs. Combine these benches with LED lighting for a luxurious glow in your sauna.



Exclusive Air

The Exclusive sauna interior model is also available with narrower battens, which further emphasise the airiness and sleekness of the design. The middle sections of the bench covers, the backrests and the bench surrounds are made of narrower, 28-mm-wide material. The available materials include alder, aspen and heat-treated aspen.

We tailor the dimensions, shapes and panelling of the benches to suit each customer's specific needs. The sauna heater, lighting and interior decoration are also designed and implemented down to the smallest details for a perfect solution based on your wishes.



Solide

The Solide bench package combines age-old sauna traditions with a fresh and modern design. The sleek and simple design features a rich combination of pale and black colours, which fits in well with the look of new homes. The surfaces can be treated with tinted sauna finish, wax, or simply left untreated to emphasise their pale spruce colour. The bench options include a continuous bench and single sauna seats that are easy to move. The benches are tailored to the dimensions of the sauna.

Ventura

The Ventura sauna interior model is made out of ash wood. The gentle rounded edges make sitting on the benches extra comfortable. Ventura's benches, backrests and bench surrounds are made of form-pressed veneer glued in layers. Lighting is integrated in the backrests

As a material, ash is very well suited for benches, because it retains its light colour well and is highly resistant to both heat and moisture fluctuations. We recommend paraffin oil treatment for the benches.



Solar

The Harvia Solar sauna interior model is characterised by its radial corner module. The available bench material options include alder, aspen or heat-treated aspen. The backrests and bench surrounds are made of the same wood material as the benches.

If necessary, the benches can be supported with an end support, and there are matching lampshades compatible with Harvia's lamps available for the corners. The bench seats can be removed for cleaning. With the Solar benches, you can add elegance to your sauna interior without forgetting practicality.



Formula

Simple lines, fresh forms. Formula is the right interior for you if you appreciate linear design. The basic Variant sauna package includes the Formula interior made of abachi unless you specifically select another wood material or interior design. Formula uses abachi, aspen, alder or heat-treated aspen as the material for the benches, backrests and bench surrounds.



PANELS

Panels make an impact on the atmosphere of your sauna. The color, grain, and cut of wood chosen for the walls and ceiling sets the backdrop for your sauna design. Medium and darker toned panels evoke traditional and natural feelings, whereas lighter pannels allow dark interior elements to pop from the backdrop.

Harvia requires a valid chain of custody certificate from all wood material suppliers of the company to ensure sustainable wood material procurement.



Aspen
15 x 70



Heat-treated aspen
15 x 70



Alder
15 x 70



Spruce
15 x 95



Spruce
22 x 210



Black spruce
15 x 95



Alder
15 x 120



Brusehd heat-treated alder
15 x 120



Heat-treated aspen
15 x 120




Effex Ash
14 x 112



Effex Peat
14 x 112



Effex Snow
14 x 112



Ventura Ash
14 x 285



Aspen
15 x 120



Effex Natur
14 x 112



A spectacular
STONE WALL
that finishes
your sauna

With Harvia's stone wall, you create fresh look to your sauna in the blink of an eye. The Harvia stone wall is a finished element that you can attach behind floor standing heaters for example, to decorate one wall or even the whole corner of a sauna. The Harvia stone wall is also an attractive addition for those who may not want to renovate the entire sauna, but prefer to emphasize natural elements with a simple customization option. You can choose black or gray frames.

Available in two sizes

- 2123 x 634 mm
- 1824 x 634 mm



Harvia also offers made-to-measure glass doors and walls. Request a quote: offers@harvia.com



GLASS WALLS AND DOORS

All Harvia sauna glass doors and glass walls have been specifically designed for sauna use. The glass used is tempered 8 mm safety glass. The sealant of the door frame keeps the heat in the sauna room and makes sure that the door closes smoothly. Harvia glass door is easy to install. Harvia glass doors are rectangular, available in many color combinations, and are easy to install.

Color alternatives for glass



Satin

Gray

Clear

Bronze

Door frame alternatives



Pine

Alder

Aspen

Black pine

Gray aluminium

Black aluminium

Our glass door fittings are made of high-quality steel. The fittings are available in chrome-plated and black-painted versions. We also offer acid-proof hinges on special request.



Glass door
Standard handle



Glass door
Option handle



Aluminium frame door
Option acid-proof hinges



Legend
door

SAUNA HEATERS

Harvia offers wide variety of sauna heaters to optimize your sauna experience.

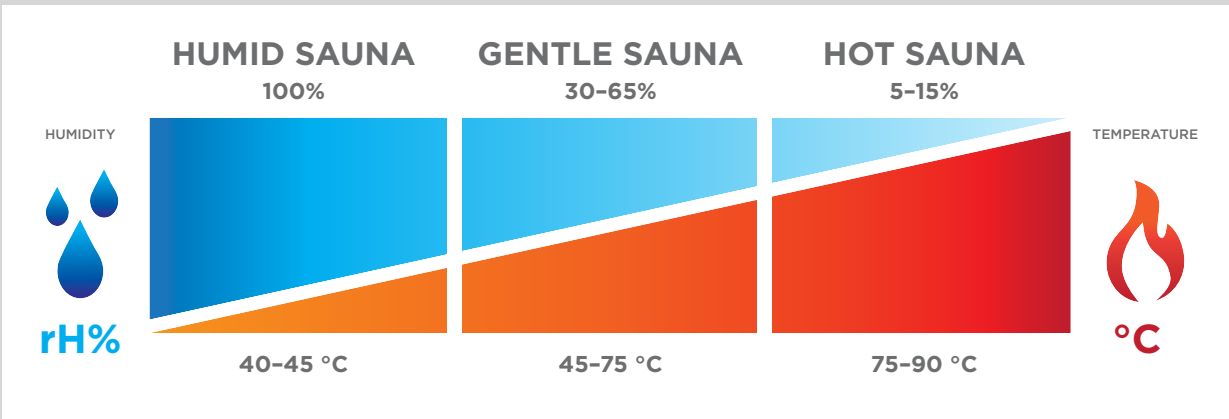


How humid sauna conditions do you prefer?

When designing your sauna, you will want to consider what type of steam you may prefer. This is largely determined by the type of heater chosen. When choosing the sauna heater you should also keep in mind your sauna preferences. Do you prefer a more humid and gentle sauna or do you like it hot and dry? Pillar heaters containing large amounts of stones take more time to heat up, and thanks to the stone amount, they give you a nice, gentle, and humid sauna experience that lasts long. If you prefer a hot and dry sauna then the box heaters with smaller stone amounts are a perfect choice as they heat up fast using less energy and give you the desired sauna experience.

The traditional sauna is hot and dry – with temperatures ranging from 70-90+°C. Humidity is added by throwing water to the heater one scoop at a time to the stones of a typical wood-burning or electric heater.

A combi heater is a fitting choice when a "gentle sauna" or "humid sauna" is desired. The combi heater is heated to lower temperatures (40-75°C) and from the heater's steam generator, a constant stream of steam is produced to achieve the desired humidity.



Selecting a heater

The heater is part of the sauna's interior design and ambience. Find the right heater for your preference from Harvia's range of electric and wood-burning heaters. The heater's power and size is selected based on the volume and materials of the sauna. A properly built sauna room is necessary to for the heater to operate efficiently. For saunas with electric heaters, an average of 1 kW of power is required for each cubic meter of sauna volume. The power requirement increases if there are window surfaces or heat-storing surfaces such as brick or concrete in the sauna. Find more info and browse all heater models from harvia.com.

Considerations when choosing the heater power:

- Start the selection process by measuring the cubic volume of your sauna.
- For each non-insulated square meter, add 1.2 cubic meters to the volume of the sauna.
- If the interior walls of the sauna room are made of non-insulated logs, the corresponding factor is 1.5.
- A handy tool is available for these calculations at www.harvia.com/en/sauna/saunas/sauna-calculator/



SAFETY EQUIPMENT

Safety equipment is an essential and important part of the sauna experience. Harvia offers a comprehensive selection of different kinds of solutions to improve safety, including these and more:



The Safety railing is a wooden railing installed around the heater which prevents sauna bathers from accidentally touching the heater. It is recommended for every sauna.



The Protective sheath is installed to the sides and rear of the heater to protect the walls of the sauna from intense heat. Depending on the model, one or two sheathes may be used.



The door sensor system ensures that the door has not been opened after the heater is set for a remote start. It can be discreetly installed to wood, metal, or glass surfaces.

LIGHTING

Lighting adds safety and creates a unique style for your sauna. Atmosphere and safety are enhanced with a variety of lighting options for your sauna.

Sauna lights provide a modern look and cast light vertically above and below the fixture. Suitable for general lighting in the sauna interior (e.g. doorway, benches, and steps). Available in steel or black. Measures 230 x 180 x 90 mm (width x height x depth).



LED strips provide indirect lighting, which adds a warm atmosphere to your sauna. They can easily be integrated beneath the sauna benches or into the backrests. Length of the LED tube is customizable to whatever measurements are necessary. Available as white or RGBW LEDs.



Luminous fibre optic lights are a decorative lighting option for saunas and steam rooms. Flexible fibre optics can be installed to make a beautiful starry sky or a variety of graphic patterns to the ceiling or walls of your sauna.



ACCESSORIES



Buckets and ladles



Bucket & ladle set
SAC10111



Sauna accessories set
Steel
SA006



Sauna accessories set
Black Steel
SA007



Legend bucket
SASPO100



Legend ladle
SASPO101

Scents



Sauna scents 400 ml
Eucalyptus SAC25021, Pine SAC25023,
Peppermint SAC25024, Birch SAC25022,
Tar SAC25025



Sauna & steam scent set
5 x 10 ml
SAC25100



Meters



Thermo-hygrometer
A-210-THS



Legend thermometer
SASPO104



Legend clothes hanger
SASPO103




Legend firewood rack
SASPO102

Textiles



Harvia logo towel,
70x140 cm, SAC80401
35x55 cm, SAC80402



#healingwithheat towel, 90x170 cm
SAC80400

Maintenance



Sauna care set
SAC25070



Harvia
P.O. Box 12
FI-40951 Muurame, FINLAND
Tel. +358 207 464 000
harvia@harvia.fi
www.harvia.com

